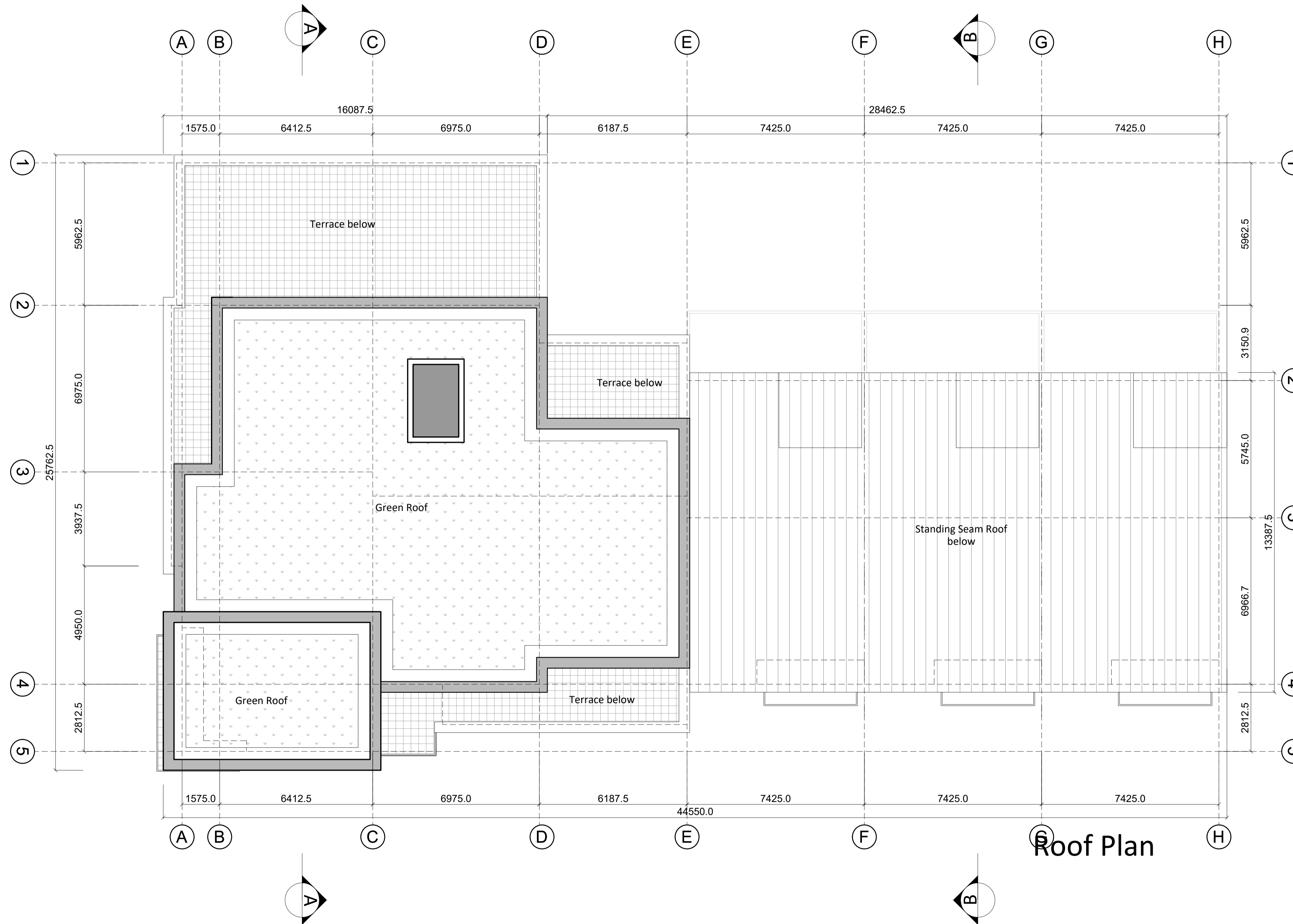


Block 2

ROOF PLAN

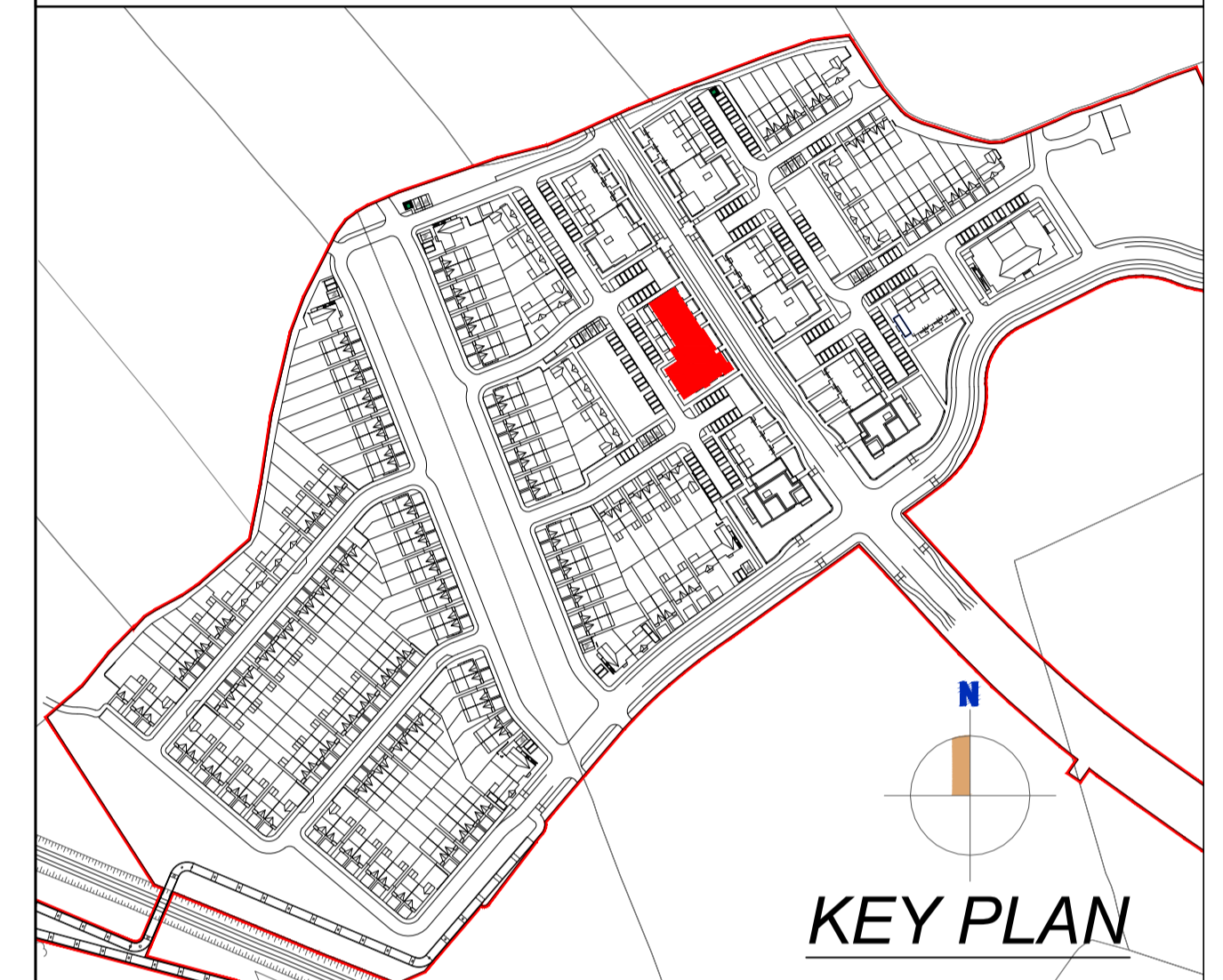


Roof Plan

NOTE:
Do not scale from this drawing, written dimensions only to be used. This drawing is for planning purposes only & not for construction. Levels shown are for information purposes only & may not relate to O.S. Malin Head Datum.
For actual O.S. Malin Head Datum always refer to the Site Layout Plan.
DDA Architects Ltd. retain copyright and ownership of this design which is not transferable.

MATERIALS :

- ROOF** SELECTED STANDING SEAM ROOF FINISH/
SEDUM ROOF
- WALLS** SELECTED BRICK OR SELF COLOUR RENDERED BLOCK WORK,
SELECTED STONE PANEL FINISH
SELECTED ZINC COATED ALUMINIUM WALL PANEL.
- WINDOWS** SELECTED U-PVC OR TIMBER DOUBLE GLAZED WINDOWS.
- FRONT DOOR** SELECTED U-PVC OR TIMBER FINISH DOOR WITH DOUBLE
GLAZED VISION PANELS.
- RAIN WATER GOODS** U-PVC OR TIMBER FASCIA AND SOFFITT.WITH UPVC OR
ALUMINIUM POWDER COATED GUTTERS & DOWNPIPES
- CANOPY** ALUMINIUM CLAD CANOPY.
- COPINGS, WINDOW
SURROUNDS & CILLS** CONCRETE CILLS WITH WRAP AROUND D.P.C. AND
INSULATION BEHIND.




Block 02 21 No. Apartments
6 No. Own Door Duplex

SPACE PROVISION AND ROOM SIZES FOR TYPICAL DWELLINGS					
APARTMENT TYPE	TARGET GROSS FLOOR AREA	AGGREGATE LIVING AREA	AGGREGATE BEDROOM AREA	STORAGE	AMENITY SPACE
Reg 1 Bed Apt.	45 m ²	23 m ²	11.4 m ²	3 m ²	5 m ²
Type 01	55.4 m ²	30.7 m ²	12.5 m ²	3.5 m ²	5.9 m ²
Reg 1 Bed Apt.	45 m ²	23 m ²	11.4 m ²	3 m ²	5 m ²
Type 03	61.9 m ²	26.5 m ²	15.1 m ²	5.3 m ²	7.7 m ²
Reg 2 Bed Apt.	73 m ²	30 m ²	24.4 m ²	6 m ²	7 m ²
Type 04	83.1 m ²	30 m ²	25.4 m ²	6.4 m ²	10.4 m ²
Reg 1 Bed Apt.	45 m ²	23 m ²	11.4 m ²	3 m ²	5 m ²
Type 05	49.3 m ²	24.2 m ²	11.5 m ²	3.2 m ²	5.3 m ²
Reg 1 Bed Apt.	45 m ²	23 m ²	11.4 m ²	3 m ²	5 m ²
Type 07	47.4 m ²	23.2 m ²	11.4 m ²	3 m ²	5.8 m ²
Reg 2 Bed Apt.	73 m ²	30 m ²	24.4 m ²	6 m ²	7 m ²
Type 08	80.7 m ²	30.7 m ²	24.6 m ²	6.8 m ²	8.3 m ²
Reg 2 Bed Apt.	73 m ²	30 m ²	24.4 m ²	6 m ²	7 m ²
Type 12	83.6 m ²	32.5 m ²	24.7 m ²	6.1 m ²	10.5 m ²
Reg 2 Bed Apt.	73 m ²	30 m ²	24.4 m ²	6 m ²	7 m ²
Type 13	87.4 m ²	34.7 m ²	26.2 m ²	6.3 m ²	10.5 m ²
Reg 1 Bed Apt.	45 m ²	23 m ²	11.4 m ²	3 m ²	5 m ²
Type 14	49.7 m ²	25.2 m ²	12.2 m ²	3.5 m ²	9.2 m ²
Reg 2 Bed Apt.	73 m ²	30 m ²	24.4 m ²	6 m ²	7 m ²
Type 15	85.9 m ²	34.7 m ²	24.7 m ²	6.1 m ²	10.5 m ²
Reg 2 Bed Apt.	73 m ²	30 m ²	24.4 m ²	6 m ²	7 m ²
Type 16	102.2 m ²	48.5 m ²	24.8 m ²	9.7 m ²	12.4 m ²
Reg 3 Bed Apt.	90 m ²	34 m ²	31.5 m ²	9 m ²	9 m ²
Duplex Type D3	109 m ²	34.3 m ²	36.1 m ²	9 m ²	17.9 m ²
Reg 3 Bed Apt.	90 m ²	34 m ²	31.5 m ²	9 m ²	9 m ²
Duplex Type D4	129 m ²	41.4 m ²	40.4 m ²	10 m ²	11.6 m ²

REV	DATE	DESCRIPTION	DRAWN
-	-	-	-
-	-	-	-
-	-	-	-
-	-	-	-
-	-	-	-
-	-	-	-
-	-	-	-
-	-	-	-
-	-	-	-

DDA DUGNAN DOOLEY
ARCHITECTS AND PLANNING CONSULTANTS
62 BRIGHTON SQUARE, DUBLIN 6

TEL : 00 353 (1) 490 0499
EMAIL : info@ddaarch.ie
WEB : www.ddaarch.ie



THIS DRAWING IS COPYRIGHT © FIGURES DIMENSIONS ONLY TO BE USED	STATUS PLANNING	CLIENT SHANNON HOMES DROGHEDA LTD	PROJECT TITLE COLP WEST SHD DROGHEDA	REV PD
DRAWING TITLE BLOCK 2 ROOF PLAN	DRAWING NUMBER 19-001-P-3.205	DRAWN BC	DATE OCT 2019	SCALE 1:100@A1; 1:200@A3